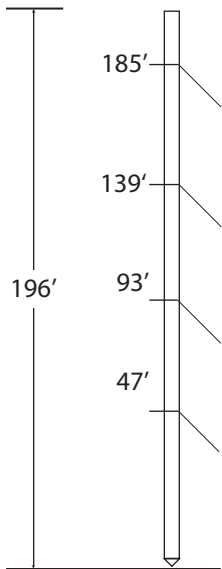


STANDARD METEOROLOGICAL TOWERS

Complete Kit Includes:

- All necessary tower sections
- All guy wire and connectors
- All guy anchors
- Base and anchor ground kits

60M



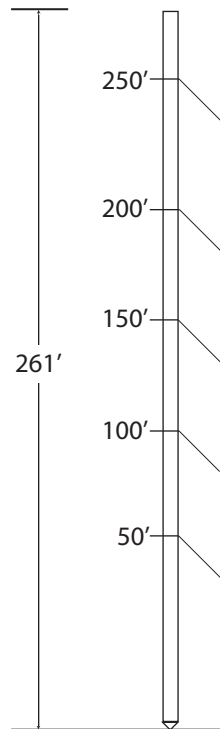
60MMET

- 4 Guy Elevation
- 1 Base Foundation
- 1 Anchor Foundation

Met Booms

- 40M, 50M, 60M
- 90 MPH - Fastest Mile
- 110 MPH - 3 Second Gust
- 1/2" Radial Ice

80M



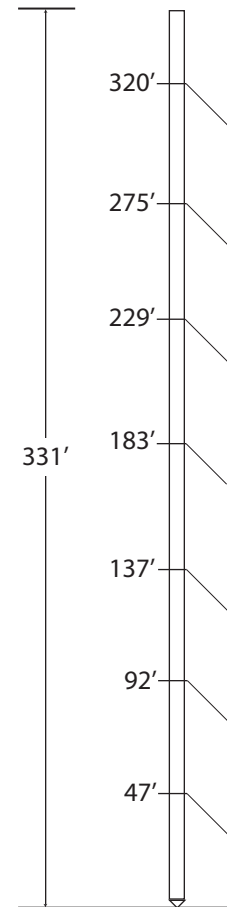
80MMET

- 5 Guy Elevation
- 1 Base Foundation
- 1 Anchor Foundation

Met Booms

- 60M, 70M, 80M
- 90 MPH - Fastest Mile
- 110 MPH - 3 Second Gust
- 1/2" Radial Ice

100M



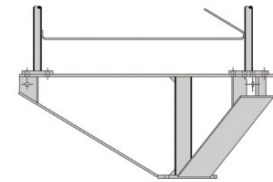
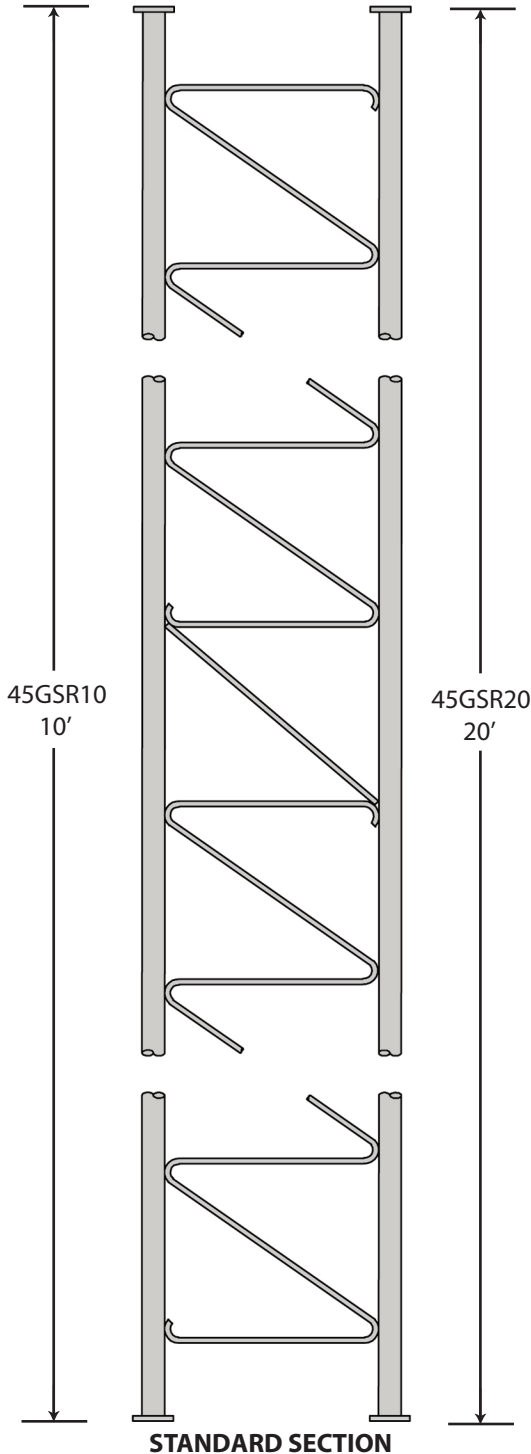
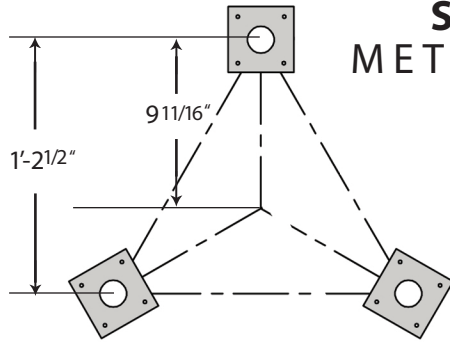
100MMET

- 7 Guy Elevation
- 1 Base Foundation
- 1 Anchor Foundation

Met Booms

- 50M, 75M, 100M
- 90 MPH - Fastest Mile
- 110 MPH - 3 Second Gust
- 1/2" Radial Ice

STANDARD 45GSR METEOROLOGICAL TOWER



**STANDARD TAPERED BASE
45GSRTB**

To add dual light kit, order
part number **80MMETLK**

**Please call for information
on MET booms.**